

How to Vote at the 2021 AGM

Voting at the 2021 AGM will be managed online through a private voting system. Each member wishing to vote will need to register through the following form, providing their name and email, so their personal access can be sent to them.



<https://forms.gle/WK3DLy3hPjFtjgWe9>

Access details will be sent out shortly before voting opens during the meeting.

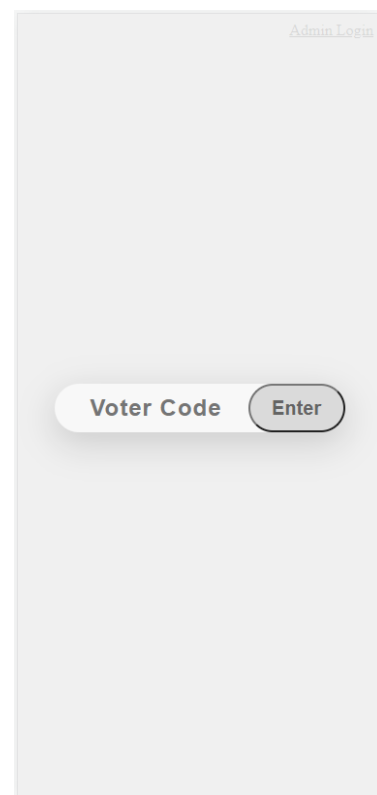
Accessing Voting System

To access the voting system, please click the link that will be sent to your email, or go to the following address in a browser;

<https://vote.plslsc.com.au/>

You should be greeted with a simple page asking you to enter your voter code. This will be details in the email you receive, or if you followed the link within your email, it may already be filled out for you.

Once you tap enter, you should be taken to the voting home page.

A screenshot of a mobile application interface for a voting system. At the top right, there is a link for 'Admin Login'. Below it, there is a large, light-colored rounded rectangular input field. At the bottom of this field, there are two buttons: 'Voter Code' and 'Enter', both with rounded corners and a subtle shadow.

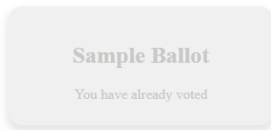
Voting Homepage

Once you have access, the home page should show your name and the number of votes you hold (usually 1, but may be more if you hold any proxies). I will also show any votes that are currently visible to you.

In the example you can see to the right, there are not currently any ballots available. Once voting becomes available, you should see a section for each current ballot.



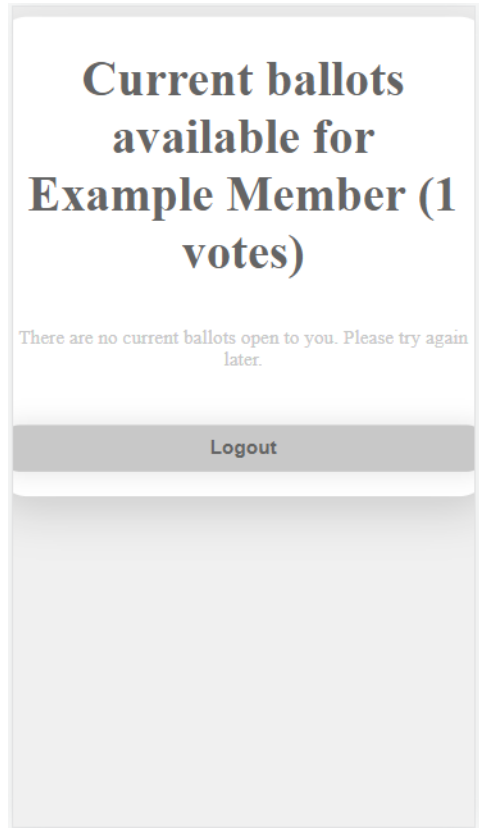
When voting is available, you should see a button like this that will take you to the voting screen.



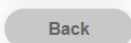
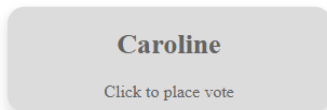
Once you have cast your vote, the button will be greyed out and you will not be able to click on it any more.



Once the voting has finished and the results are released, you will be able to see the results of the ballot.



Nominations for Sample Ballot



Voting Process

When you click on the link to cast your vote, you will be presented with a page listing all candidates, allowing you to tap on any of their names to cast a vote.

When you click on the name, you will be asked to confirm your choice. Please ensure you are selecting carefully, as it will be impossible to change a vote once it's cast due to the steps taken to ensure voting is anonymous.

Once you have confirmed, you will be taken to a page notifying you that your vote has been cast, and you can return to the home page.

